



Working Together to Achieve Success



We are a nut-free school.

NEWSLETTER

Friday 9th May

Dear Parents & Carers,

A huge thank you for all the donations for our first Red Envelope Week. We are blown away by the generosity and incredible response- we raised **over £1700!** 100% of envelopes were returned by the majority of the classes. As there was such an incredible response we've decided to do ice-pops and water balloon races next Thursday afternoon with all the children to say thank you.



Exciting News: Flood Recovery & Playground Improvements

We're delighted to share some fantastic news following the challenges we've faced with flooding over recent months. The school has successfully secured up to £30,000 of funding to support the development of sustainable drainage solutions. This funding will enable us to introduce features such as rain gardens, water planters, swales, and permeable playground surfacing—all designed to better manage rainwater and create a more resilient school environment.

In addition, we're working closely with a specialist company to deliver these improvements, and thanks to further generous support from our PTA, we're aiming to enhance the playground area to give our children a more enjoyable and attractive space to play and socialise.

We also received confirmation last week that our insurance provider will be investing up to £50,000 in repairs to classrooms and central areas affected by flooding. This will include new flooring, skirting boards, and full redecoration of impacted spaces.

Together, these projects represent a significant investment in the fabric of our school, and much of the work will take place over the summer holidays. We're excited about the improvements and look forward to welcoming the children back in September to a brighter, more resilient school environment.

Kind regards

Mrs Jill Sach

UPCOMING DATES

Monday 12th to Thursday 15th May

- SATs week (Y6)

Friday 16th May

- PTA Circus 6pm

Monday 19th May

- Class Photographs

Thursday 22nd May & Friday 23rd May

- Talent Shows

Friday 23rd May

- OPAL play afternoon & own clothes day (1.45-300pm)
- School closes at normal time

Monday 9th June

- Children return to school
- Y1 Phonic Screening Check begins
- Y4 Multiplication Check begins

Thursday 19th June

- Year 2 Assembly 2.30pm

Friday 20th June

- Year 2 Assembly 9am

Wednesday 25th June

- Year 6 visit to Manchester Science Museum

Thursday 26th June

- KS1 Goofus Theatre Performance (as part of Lymm Festival)

Friday 27th June

- EYFS & KS1 Sports Day

Saturday 28th June

- Summer Festival - PTA

Friday 4th July

- KS2 Sports Day

Wednesday 9th July

- Year 1 visit to

Thursday 10th July

- Year 3 Sleepover

Friday 11th July

- Reports emailed home

Monday 14th July

- Year 4 visit to Baptist Church

Thursday 17th July

- Year 6 Production 2pm

Friday 18th July

- Year 6 Production 9am

Monday 21st July

- Children visit new classes & meet teachers

Friday 25th July

- Year 6 Leavers Presentation
- School closes 2pm

Saturday 26th July

- Ibiza closing party (PTA)

**2026-2027 TERM DATES
ON OUR WEBSITE [HERE](#)**

Telephone: 01925753926

ravenbank.primary@thebeamtrust.co.uk





USEFUL REMINDERS/ INFORMATION



STATUTORY ASSESSMENTS

As we move through the summer term, a number of our pupils will be taking part in statutory assessments as part of the national curriculum. These assessments help us understand how children are progressing and where they may need further support. Below is a brief overview of what to expect:

Year 6 – KS2 SATs (next week)

Children in Year 6 will sit national tests in:

- Reading
- Grammar, punctuation and spelling (GPS)
- Maths (Arithmetic and Reasoning)

These take place under formal conditions, but we will do all we can to ensure children feel calm and confident. Classroom doors will open at 8.30am for Y6.

Year 2 – KS1 Teacher Assessments

Although no longer statutory from 2024, we continue to use the assessments to gain a clear picture of your child's progress in:

- Reading & Maths

There is no 'official' test week, and children often don't realise they're being assessed.

Year 1 – Phonics Screening Check (Week beginning 9th June)

All Year 1 children will take part in this short 1:1 phonics check. It helps us identify how well children are decoding words using their phonics knowledge.

Year 4 – Multiplication Tables Check (9th June)

Year 4 pupils will complete an online times tables check. It's quick, low-pressure, and gives us valuable information on multiplication fluency.

As with all statutory assessments, these have to be carried out by following strict procedures. As a school we do our best to reassure any nervous children and minimise any stress.

TEACHERS USE INFORMATION FROM ALL LESSONS AND ASSESSMENTS TO HELP MAKE THEIR FINAL JUDGEMENTS OF CHILDREN'S ATTAINMENT. THIS INFORMATION WILL BE SHARED WITH PARENTS AND CARERS VIA EMAIL ON 11TH JULY IN THEIR END OF TERM REPORTS.

SUN CREAM

We recognise the importance of sun protection during the summer months. As a school we will encourage children to have sun safety habits, including wearing hats, staying hydrated, staying in shady areas and when required, applying sun cream. We ask that parents keep an eye on weather forecasts and apply long-lasting, all day sun cream to children before arriving at school. If parents would like to send in sun cream for their children to reapply, then this should be 'nut free' in a named bottle and children should be taught how to apply this independently. Staff will supervise younger children but will not physically apply it unless a care plan is in place or parental consent is provided.

You can purchase [online](#) a bottle which you can fill with your own sun-cream and the children roll on, avoiding sticky hands!



PARENT SURVEY- PLEASE FILL IN!

A huge thank you to everyone who has shared their views on our summer Parent Survey. If you haven't had chance yet, please use this [link](#) to submit your views. Many thanks in advance.

The parent forum will have first sight of the results and then they will be shared via the newsletter at the end of term.



T-SHIRTS FOR SPORTS DAY

This year for sports day to help us organise the teams, the children will need to wear a coloured t-shirt matching their house colour. We wanted to give plenty of notice for parents to purchase or check wardrobes. The t-shirts don't need to be plain. logos or patterned t-shirts are fine. Please contact the office if you need any support with this.

Falcon

Kestrel

Eagle

Osprey



USEFUL REMINDERS/ INFORMATION



UNIFORM EXPECTATIONS

Please see further down the newsletter for information about next year's uniform. There are no planned changes to our uniform policy and we intend to continue with children wearing their PE kits on PE days.

Please can we ask that children with long hair to have it tied back and **do not wear hoop earrings** as these are a risk to children's health and safety as they can get caught and pulled.

We also politely request that children don't bring lip gloss, toys from home or wear jewellery (other than stud earrings) as it can cause disruption to teaching and upset if something precious becomes lost or broken. Children will be instructed to put items like this back in their bags to take home.

Thank you for your on-going support with this.

INFORMATION FOR PARENTS OF CHILDREN WITH SEN

If your child has special educational needs, you may be interested in attending a 'check in and chat session' at Sandy Lane Children's Centre. They invite partners to talk on specific topic, followed by an open session to discuss current issues and catch up with the team.

You can access the booking link for some sessions [here](#).

There is also an ADHD support group meeting on Wednesday 14th May (7.30-9pm) at St Oswald's Social Club (Padgate Lane, WA1 3LB). This month they have invited Dr Tony Lloyd, CEO of the ADHD & Neurodiversity Foundation who will talk to the group about ADHD and neurodiversity 'everything you've ever wanted to know' followed by a Q & A session.

You can see their Facebook Page [@ADHDWarrington](#)

THANK YOU!



Earlier in the year, the School Council organised a cake sale for the children in the Kirinya Children's Centre in Uganda. They have shared with us some photographs of the twenty desks that they have been able to purchase. The pictures show a child doing their end of term exams before the desks arrived and now with their new desks. Helen Margaret has passed on their gratitude to everyone who supported the cake sale. She said we '*have helped create a better learning environment for our children and our gift will have a lasting impact on their education and future.*' We have shared these photographs with the children in assembly, showing how we are thinking about others around the world.



PE AND SPORTS NEWS



On Tuesday 6th May, children from Year 3 and 4 took part in a cricket tournament at Lymm Cricket Club. The children represented our school amazingly and their teamwork shone through securing them 2nd place. We are extremely proud of what you achieved and know how much fun you had on the day! Well done: Wilf, Scarlett, Charlotte and Jace from Year 3 and George, Eshan, Alfie, Ralph, Annie and Rhona from Year 4.

Our Year 4 girls Lauren, Isla, Phoebe and Thea, who play for Lymm Rovers U9 Pumas team, won the end of season cup in the South Manchester Girls Football League. Lymm Rovers Pumas beat Altrincham Firefinch 2-1 in the final to take home the Toone Cup. The girls played amazingly and were super proud of their achievements, as are we! Well done girls! We can't wait to hear what you achieve next season. Another great team of future Lionesses!



Don't forget to share your sporting news with us by sending to ravenbank.primary@thebeamtrust.co.uk




PE AND SPORTS NEWS



SCHOOL GAMES




Wow! Ben G from 6PS had a real 'pinch me' moment recently when he was chosen as a mascot for Manchester United. Ben got to walk out onto the pitch at Old Trafford with Manchester United Superstar Garnacho. What amazing photographs to treasure and a fantastic experience Ben will never forget!



On Saturday 26th April, the Lymm Rovers U8 Tigers showed their true stripes, clawing their way to a brilliant 6-4 win in the SMGFL Spring Cup Final, bringing home the silverware after a fiercely contested match against the Altrincham Ravens! It was a gruelling game of back and forth, but a superb team performance made up of predominately our Year 3 girls. Well done to our little superstars & budding Lionesses; Tilly R, Bella R, Edie, Tilly B, Eliza, Rose, Iris, Fran, Maggie & Bea. Keep us up to date with your sporting achievements next season girls!



Don't forget to share your sporting news with us by sending to ravenbank.primary@thebeamtrust.co.uk



PARENT EVENT- TUESDAY 20TH MAY 6PM

Great news! If you missed the opportunity to hear DC Andrew Kevan speak at our Open Afternoon earlier in the year, you have a second chance. We know a lot of you were keen to do this following feedback from other parents. **Please note this session is not suitable for children.**

IS YOUR CHILD SAFE ON SOCIAL MEDIA? DO YOU KNOW THE RISKS?

Do you know what your child is watching, what your child is doing online, who they are following, who they are talking to, who is influencing them, what they are sharing on Social Media?

A Hard-Hitting Parent Session, 'that pulls no punches' you can't afford to miss with Cheshire Police Detective Andrew Kevan from the Cyber Crime Team

The Reality Behind the Screen

Join us for a powerful, no-holds-barred session that looks at the **real online world your children are navigating** — often without your knowledge.

- i The National Picture** – What's really happening online across the UK
- i Legislation** – What laws protect children and where gaps exist
- i Sextortion & Cyber Flashing** – What every parent needs to know
- i AI & Online Harm** – How regenerative AI has changed everything in the last 24 months
- i Q&A session included** – Ask what you need to know.

This session is designed to:

- ✓ **Equip you** with facts
- ✓ **Challenge** assumptions
- ✓ **Help you** make informed choices for your family



PLEASE NOTE

This is a frank and essential discussion for parents, carers, adults — *not suitable for children.*

Tuesday
20th May

🕒 6.00pm

Lymm
High School
Main Hall



**SAVE
THE DATE**

lymm skatepark

SUMMER OF 2025

Ravenbank SCHOOL

skateboard ramps / Free Skate Experience

ON THE SCHOOL FIELD & HALL

Warrington Wolves Rugby Games - Come & Play

SUMMER FAIR

2025

SATURDAY 28TH JUNE

MAGICIAN

12 NOON - 5PM

YEAR 6 FAIR STALLS

Inflatable obstacle course & slides

BBQ well stocked Bar


3 hours BIG PARTY DISCO

Face Painting

Himos HUB-Crafts

A vibrant, hand-drawn collage on a lined paper background. At the top left, a black stamp reads 'SAVE THE DATE'. The central focus is the 'SUMMER FAIR 2025' text in large, bold, pink and orange letters. Above this, the 'Ravenbank SCHOOL' logo is prominently displayed. To the left, a green sign for 'lymm skatepark' is shown with a blue arrow pointing to the text 'skateboard ramps / Free Skate Experience'. To the right, a pink speech bubble says 'SUMMER OF 2025' with yellow stars, and a blue and yellow wolf head logo is shown with a blue arrow pointing to the text 'Warrington Wolves Rugby Games - Come & Play'. Below the main title, a sun icon is next to the time '12 NOON - 5PM'. Various photographs are scattered throughout, showing children at a fair stall, a group of children, a magician, a Year 6 fair stall, a BBQ, a disco, face painting, and a craft stall. Hand-drawn arrows and decorative elements like hearts, stars, and paper clips connect the different activities and locations.

OPAL PLAY-FLAG SYSTEM (REMINDER)

Clothing		Weather and conditions	
		Wellies or boots to go on grass. No football.	
		Wellies or boots to go on grass. Waterproof trousers or jogging bottoms to play football.	
		No change of clothes needed.	

Children need to wear trainers when using the trim trail.

We have reminded the children that digging needs to be in the allocated digging area or the sand pit. They are encouraged not to dig near paths or on the fields due to trip hazards.

SCHOOL UNIFORM

A reminder of our uniform expectations. These will remain the same next year. Please note that branded uniform is available from [Touchline](#), but unbranded uniform in the correct colours are also acceptable.

- Grey trousers, skirts or shorts.
- White or red polo shirt.
- Red sweatshirt, fleece or cardigan.
- Red and white check summer dress (optional)
- Black school shoes.
- White or grey socks.
- Red or grey tights.

On PE days children should be wearing either:

- Red shorts, red or white polo shirt or branded PE top available from Touchline
- Black jogging bottoms/ leggings (no logos) and a red hoodie/ red jumper (for outdoor PE).
- Black pumps or trainers for indoor PE.
- Children also need a pair of wellies (infants) or a pair of trainers that are suitable for outdoor use only.

We also ask that children with longer than shoulder length hair have this tied back for health and safety reasons.

PLEASE NAME EVERYTHING! If your child loses an item of clothing, please check our lost property store at the front of the school.



10 Top Tips for Parents and Educators SAFETY ON THE ROAD

Traffic-related incidents are a significant risk for young pedestrians and cyclists, so understanding road safety is crucial for children's wellbeing. While all road users share responsibility for keeping one another safe, this guide offers strategies for empowering young people to navigate the roads confidently and responsibly.

1 TAKE PRACTICE JOURNEYS

Making 'practice' journeys with children is a great way to help them stay safe, thereby modelling responsible behaviours and having road safety conversations as they prepare to travel independently. Add hazard perception activities like spotting electric vehicles – which may have a green number plate – and point out how quiet they are. Children learn by watching others; remind them that their peers might not always be the best role models.

2 BE BRIGHT, BE SEEN

Visibility is lower during darker winter days, and drivers need to take extra care to look out for pedestrians. Wearing bright and reflective clothing can help make children more visible to drivers near roads. In poor daylight conditions, encourage children to wear light, bright or fluorescent clothing. When it's dark, wear reflective clothing or materials such as a reflective armband or jacket.

3 EYES UP

Encourage children to look up and keep their eyes on the road. Teach them to constantly watch for traffic and practise double-checking the road before crossing – looking right, left and then right again.

4 LIMIT DISTRACTIONS

Where possible, devices like phones should be kept away from children while out and about near roads. If they're carrying devices, these should be put away until they've reached their destination. Children must also avoid playing with toys or being distracted by friends. If a friend wants to show them something funny on their phone, there'll be time for that once they've safely arrived.

5 SLOW DOWN

Discuss the importance of waiting instead of crossing immediately. It can be tricky to judge the speed of traffic and spot obstacles that could cause a trip or a fall. For safety, children must stop and think before they get to the kerb and should always walk – not run – when crossing the road. They should avoid crossing until they're certain they have plenty of time. Even if traffic seems a long way off, it could still be approaching very quickly.

6 STOP BEFORE THE KERB

Teach children to stop before reaching the kerb – not right at the edge of it. Halting before they get to the kerb allows them to see if anything's coming, whereas getting too close to traffic is dangerous. If there's no pavement, children should stand back from the road's edge but ensure they can still see approaching traffic.

7 CROSS SAFELY

Children should always find a safe spot to cross the road, prioritising zebra crossings or pelican crossings, footbridges and subways. Find a place where they can see traffic coming from both directions. Avoid crossing near junctions, bends in the road, or obstacles that block their view. Instead moving to somewhere they can see and be seen. Remind them to use their eyes and ears together when checking the road, as sometimes they can hear traffic before they can see it. Looking and listening while crossing helps them quickly spot traffic, including cyclists and motorcyclists driving between other vehicles.

8 PARKED VEHICLES

Crossing between parked vehicles is very dangerous. Teach children to use extra caution if crossing in this way, and, ideally, avoid it altogether. They should use the outside edge of a vehicle as if it were the kerb, waiting and checking for traffic before moving. They should ensure vehicles aren't about to move, by looking for drivers in the vehicles and listening for engines running – but remember that electric vehicles may move off silently. They should always make sure there is a gap between any parked vehicles on the other side, so they can reach the pavement.

9 REVERSING VEHICLES

Children must never cross behind a reversing vehicle – it's extremely dangerous. Remind them to look for white reversing lights and listen out for warning sounds. Can they hear the engine sound or a radio playing inside the vehicle?

10 WAIT FOR THE BUS TO LEAVE

When getting off a bus, children must wait for it to leave before crossing so they can have a clear view of the road in both directions. This also allows them to see and be seen by other road users. Crossing near large vehicles is particularly dangerous and should be avoided.

Meet Our Expert

THINK! is a year-round national campaign that aims to encourage safe road behaviours – whether we're driving, cycling, horse riding or walking – with the aim of reducing the number of people killed and injured on the UK's roads each year. Find out more at: <https://www.think.gov.uk/education-resources/>



#WakeUpWednesday

The National College

@wake_up_weds

/www.thenationalcollege

@wake.up.wednesday

@wake.up.weds

Users of this guide do so at their own discretion. No liability is entered into. Current as of the date of release: 30.04.2025



LYMM MAYQUEEN

Est. 1889



MAY QUEEN & ROSE QUEEN SELECTIONS

May 17th

2pm

The Church Green



Each Queen has their own retinue open to both boys & girls from age 6. Children must be from Lymm schools or live in lymm. Retinue Roles include: lady in waiting, crown bearer, cape bearer, beefeater and flower girls.

Please join us at the church green to enter your child and take part in one of Lymm's oldest traditions.



QUESTION & ANSWERS

Q. How old does my child have to be to be in the Mayqueen retinue?

A. All boys and girls aged 6 and above are very welcome.

Q. What happens at the pickings?

A. All children will be given a ticket regardless of whether they have been in the retinue before or if it their first time, if it their first time they wont be entered to be chosen as the new May Queen or Rose Queen as you have to have been involved for at least a year, they will be entered after they have been chosen. For each year your child has been involved an extra ticket is given. There are various roles that will be chosen at the pickings, they are the May Queen, Rose Queen, Lady in Waiting, Train Bearer and Cloak Bearers for each Queen. If your child does not want to be in the draw, please let us know at pickings. Even if your child isn't chosen, they will still be in the retinue.

Anyone that does want to be considered for the roles has to be at the pickings on Saturday 17th May at 2pm at the Church Green.

Q. What does my child wear to pickings?

A. Dress to impress, if you are fortunate to be chosen to be the new Queen photos will be taken for the programme.

Q. What would my child be doing in the retinue?

A. There are various roles to be undertaken which are chosen at the pickings. Once these are chosen the retinue will have 3 practices on the Mayqueen Field that are compulsory to attend. On the day the children will walk through the village in the parade and onto the Mayqueen Field where they will parade around the arena and then sit on the stage for crownings, entertainment and photos.

Q. Will I have to walk in the parade with them?

A. No, committee members will be fully responsible for the retinue, all parents of the children will have the contact number of Mandy who is responsible for the retinue side of the mayqueen. If you could volunteer to marshall on the day please let us know.

Q. When time does it start and finish?

A. 11.30am to meet at Brookfield Surgery, we will then be on the Mayqueen Field by 1.30-2pm for the crowning of the queens. After the crownings all children need to be collected from one of the retinue committee so we know all children are accounted for and to receive a little thank you for taking part.

Q. Is there anything specific I have to buy?

A. It is expected for parents to buy the outfit for their own children, all outfit information is given out at pickings, if financial help is needed please contact Mandy on 07811674088, all will be done in the strictest of confidence.



**Part-Time (0.5 FTE) Experienced KS2 Class Teacher required on a permanent contract
Required from 1st September 2025
Salary for Post: M1 - UPS3 (£15,825 - £24,542 gross)**

Our superb 'Team Oughty' are seeking to appoint an enthusiastic, highly motivated and caring teacher to join our outstanding school from September 2025.

You must be able to demonstrate:

- Excellent teaching and learning skills
- The ability to work effectively and contribute positively in a team environment
- A commitment to maintaining high standards and expectations for all

In return we can offer

- Friendly, hardworking and extremely well-behaved children
- Supportive, committed and welcoming staff
- A forward looking, vibrant and warm environment

Application forms and details are available from the school's web site (www.oughtringtoncps.co.uk).

All completed forms should be returned via email to school for the attention of Mrs Proud.

Email: oughtrington.admin@thebeamtrust.co.uk

Oughtrington Primary School is committed to safeguarding and promoting the welfare of children and staff and expects all adults to share this commitment. Enhanced DBS clearance will be required. Further information about the Disclosure Scheme can be found on homeoffice.gov.uk/agencies-public-bodies/dbs/.

Closing Date:	12pm Thursday 15 th May 2025
Short Listing:	16 th May 2025
Lesson Observation:	19 th /20 th May 2025
Interviews:	21 st May 2025

Ravenbank Primary School, Lymm



KIDS SPORTS CAMP

**ONLY
£22
PER DAY**

**NUT FREE
SNACKS & LUNCHES
ONLY**

Our experienced and qualified staff members are dedicated to providing a safe and supportive environment for children to learn, grow, and make new friends.

**27TH MAY - 5TH JUNE
8:30AM - 4:00PM**



REGISTER NOW



scottssports@yahoo.com

netball Camp

- School Years 1 to 4 and Years 5 & 6
- £28.00 per day
- WARRINGTON Venue
- Level 2 Coaches
- Sports leaders awards
- None members welcome

7th & 8th April 2025
29th & 30th May 2025
30th & 31st July 2025
28th & 29th Aug 2025

Contact Us
07872 499 626
www.nelliesnetball.co.uk





GIRLS RUGBY LEAGUE



**WE ARE RECRUITING FOR THE 24/25 SEASON
COME DOWN TO A TRAINING SESSION**

**ARE YOU IN YEARS 5 & 6 -
COME JOIN OUR TEAM!**

**WE TRAIN AT VICTORIA
PARK (WINTER TRAINING)
FRIDAY - 7PM - 8PM**



Get in touch to find out more warringtongirlsrl@gmail.com



use the QR code to get in touch today

WARRINGTON

SUPERSTARS HAS THE FOLLOWING HOLIDAY CLUB CAMPS RUNNING OVER MAY
HALF TERM RUNNING MULTI SPORTS, FOOTBALL AND DANCE SESSIONS.

TIMINGS : 0800-1630 WITH LATE PICK UP UNTIL 1800 (£4 LATE PICK UP
CHARGE)

DATES: TUESDAY 27 MAY UNTIL FRIDAY 30 MAY & MON 2 JUNE UNTIL FRIDAY 6
JUNE (ORFORD AND BROOMFIELDS ONLY)

VENUES : ORFORD JUBILEE HUB WA2 8HE £22 PER DAY -
[HTTPS://SUPERSTARS.CLASSFORKIDS.IO/CAMP/897](https://superstars.classforkids.io/camp/897)

GREAT SANKEY HUB WA5 3AA £24 PER DAY -
[HTTPS://SUPERSTARS.CLASSFORKIDS.IO/CAMP/897](https://superstars.classforkids.io/camp/897)

BROOMFIELDS LEISURE CENTRE WA4 3AE £24 PER DAY -
[HTTPS://SUPERSTARS.CLASSFORKIDS.IO/CAMP/897](https://superstars.classforkids.io/camp/897)

CULCHETH HIGH SCHOOL WA3 5HH £22 PER DAY -
[HTTPS://SUPERSTARS.CLASSFORKIDS.IO/CAMP/897](https://superstars.classforkids.io/camp/897)

IF YOU REQUIRE FURTHER DETAILS PLEASE LOOK ON

WWW.SUPERSTARSCAMPS.CO.UK OR EMAIL INFO@LITTLESUPERSTARS.CO.UK

ECLIPSE

TRAIN | GROW | SUCCEED *Academy*

SCHOOL YEARS: 5 & 6

DATE: Wednesday 4th June TIME: 9am - 3pm

LOCATION:

Woodhouse Lifestyle Centre,
Portway,
Wythenshawe,
M22 1QW

COST: £35



EMAIL: ADMIN@ECLIPSENETBALLACADEMY.CO.UK

NETBALL ECLIPSE

TRAIN | GROW | SUCCEED *Academy*

SCHOOL YEAR: Yr 6, 7, 8 & 9

DATE: Thurs 29th May TIME: 9:30 - 3:30

AGENDA:

9:30am - 12:30pm - Beth Cobden
12:30pm - 3:30pm - ENA Coaches

LOCATION:

Altrincham Grammar School for Boys,
Marlborough Road,
Bowdon,
WA14 2RS

BOOKING
FORM



COST: £45

EMAIL: ADMIN@ECLIPSENETBALLACADEMY.CO.UK

ECLIPSE

TRAIN | GROW | SUCCEED *Academy*

SCHOOL YEARS: 5 & 6

DATE: Wednesday 4th June TIME: 9am - 3pm

LOCATION:

Woodhouse Lifestyle Centre,
Portway,
Wythenshawe,
M22 1QW

COST: £35



EMAIL: ADMIN@ECLIPSENETBALLACADEMY.CO.UK